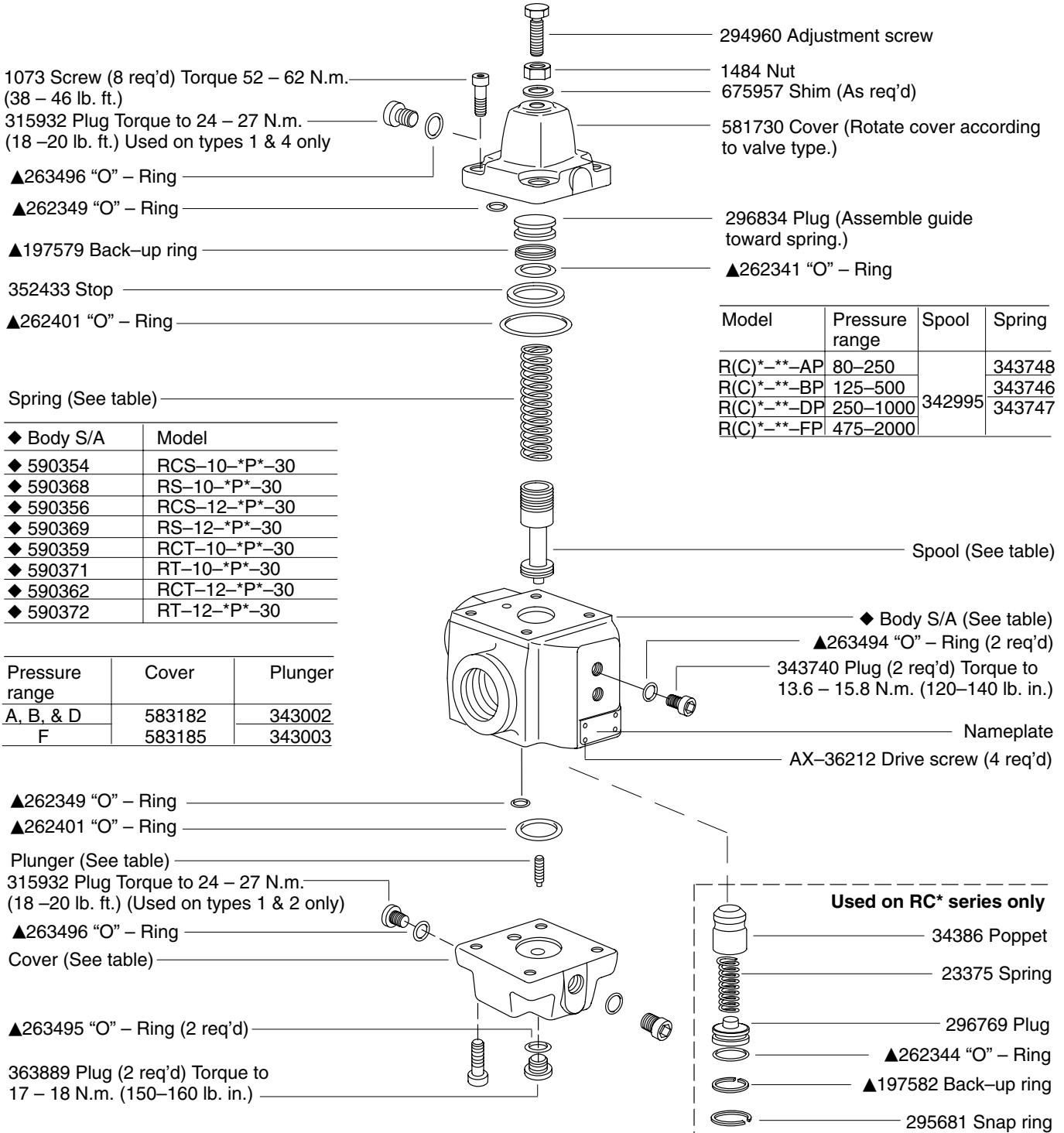


# Pressure Relief



## Pressure Control Valves

**R(C)T-10/12-\*P\*-30 Series**  
**R(C)S-10/12-\*P\*-30 Series**



◆ Body S/A	Model
◆ 590354	RCS-10-*P*-30
◆ 590368	RS-10-*P*-30
◆ 590356	RCS-12-*P*-30
◆ 590369	RS-12-*P*-30
◆ 590359	RCT-10-*P*-30
◆ 590371	RT-10-*P*-30
◆ 590362	RCT-12-*P*-30
◆ 590372	RT-12-*P*-30

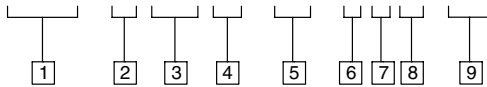
Pressure range	Cover	Plunger
A, B, & D	583182	343002
F	583185	343003

▲Included in F3 seal kit 919618

◆ For reference only not available for sale.

# Model Code

**(F3) - R (C) T - \* \* \* - \* P \* - 3 \***



**1 Special seals**  
(Omit on STD. models.)

**2 Pressure control valve**

**3 Check valve option**

**C** – With integral check valve  
(Reverse free flow)  
**Omitted** – Without check valve

**4 Threaded connections**

**S** – Straight threads  
**T** – NPTF threads

**5 Nominal valve size**

**10 – S** – 1.6250–12 UN–2B THD.  
for 1.25 O. D. tubing  
**T** – 1 1/4" NPTF THREAD  
**12 – S** – 1.8750–12 UN–2B THD.  
for 1.50 O. D. tubing  
**T** – 1 1/2" NPTF THREAD

**6 Pressure range**

**A** – 80 – 250 PSI  
**B** – 125 – 500 PSI  
**D** – 250 – 1000 PSI  
**F** – 475 – 2000 PSI

**7 Auxiliary remote pressure control connection**

**8 Valve types**

(Inset views at bottom of page show cover positions for the (4) valve types.)

**9 Design**

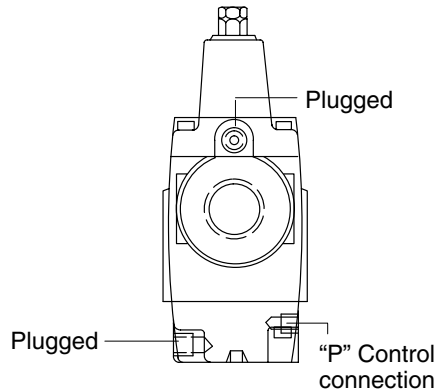
Typical model number  
RCT-10-4-30

**Note**

Assemble covers as shown to obtain valve action desired.

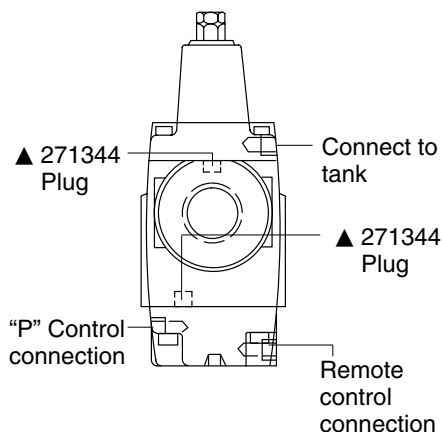
**Type 1**

RT series – Back pressure valve.  
RCT series – Counterbalance valve.  
Directly controlled internal drain



**Type 3**

RT or RCT series – Sequence valves.  
Remotely controlled external drain

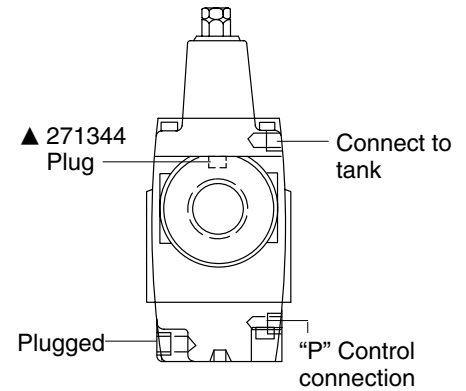


**Note**

Assemble covers as shown to obtain valve action desired.

**Type 2**

RT or RCT series – Sequence valves.  
Directly controlled external drain



**Type 4**

RT series – Unloading valve.  
RCT series – Counterbalance valve.  
Remotely controlled internal drain

