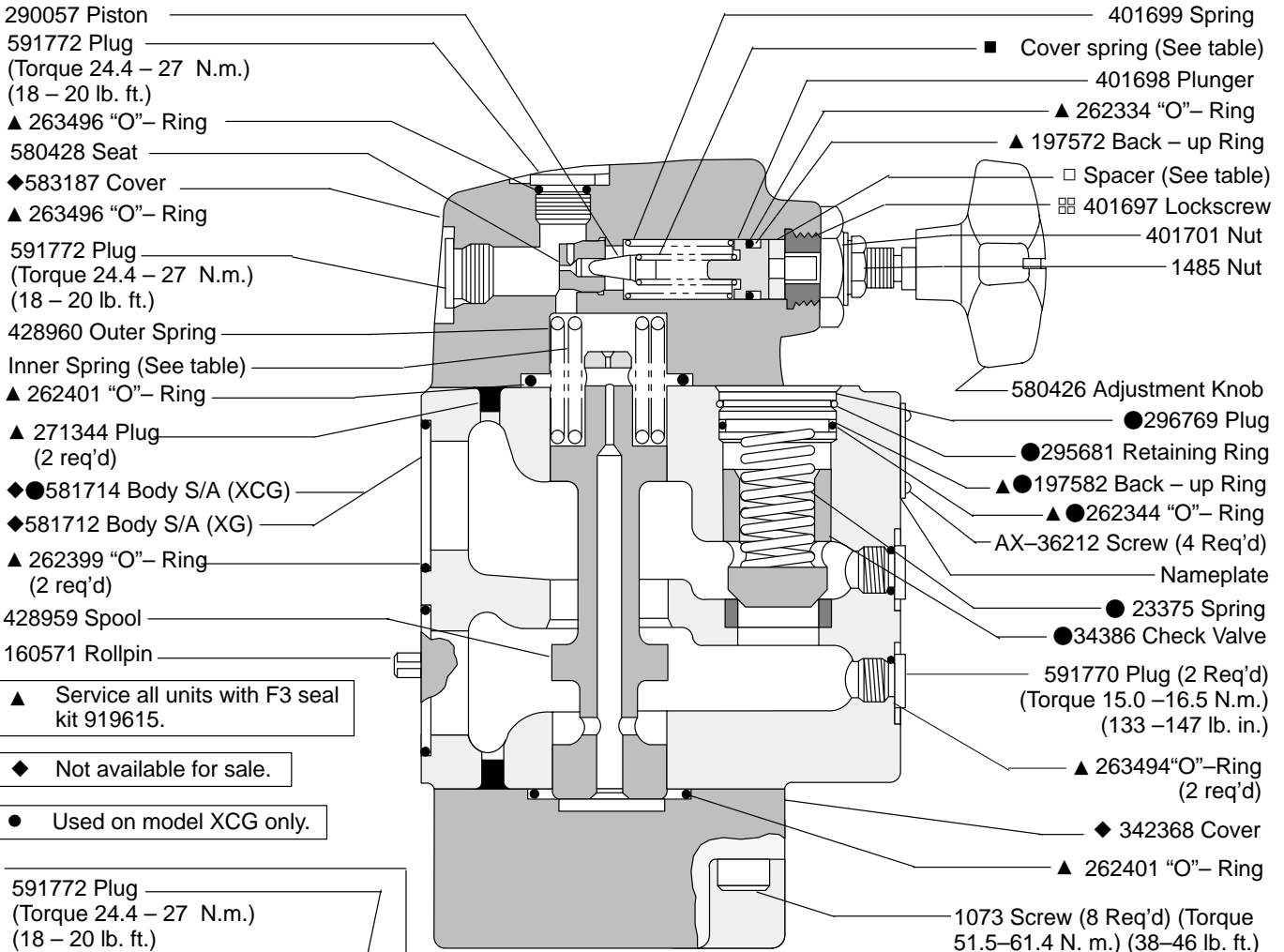


# Pressure Controls

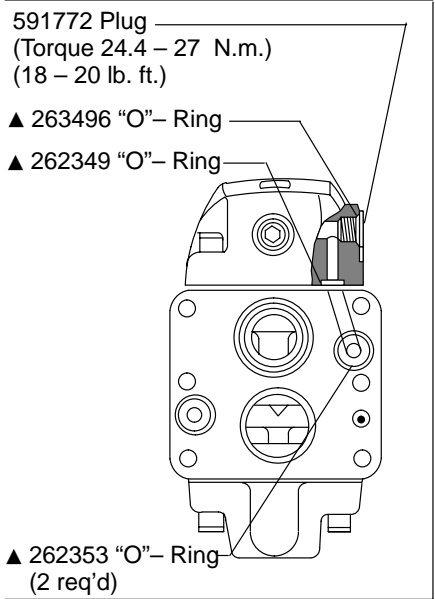


## Pressure Reducing Valves

X(C)G - 10 - \*\* - 30



- ▲ Service all units with F3 seal kit 919615.
- ◆ Not available for sale.
- Used on model XCG only.

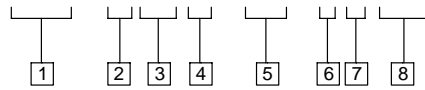


**NOTE**  
 Install lockscrew W/Stepped O. D. end toward spacer or plunger as shown.

Model	Inner Spring	Cover spring	Spacer	Pressure range P.S.I.	Rated flow USGPM
X(C)G-10-1B-30	—	2280	—	100-1000	25
				165-1000	50
X(C)G-10-1F-30	428961	583937	—	225-1000	75
X(C)G-10-2B-30	—			100-2000	25
X(C)G-10-2F-30	428961	401700	386715	165-2000	50
				225-2000	75
X(C)G-10-3F-30	—	—	—	225-2850	75

# Model Code

**(F3) - X(C)G - 10 - \* \* -30**



**1 Seals**

**F3** - Seals for mineral oil and fire resistant fluids

**2 Model Series**

**X** - Pressure reducing valve

**3 Integral Check Valve**

Omitted - No check valve

**4 Manifold or Subplate Mounted**

**5 Nominal Valve Size**

**10** - 1-1/4 inch

**6 Maximum Adjustable Pressure**

**1** - 1000 PSI

**2** - 2000 PSI

**3** - 2800 PSI

**7 Maximum Rated Flow Capacity**

**B** - 50 USgpm

**F** - 75 USgpm

**8 Design**

For satisfactory service life of these components, use full flow filtration to provide fluid which meets ISO cleanliness code 18/15 or cleaner. Selections from Eaton OFP, OFR and OFRS filter series are recommended.