

# Check Valves

---



## Flange Mounted Unloading Valves

UPF1S/V-06/08/10/12-\*-\*-20

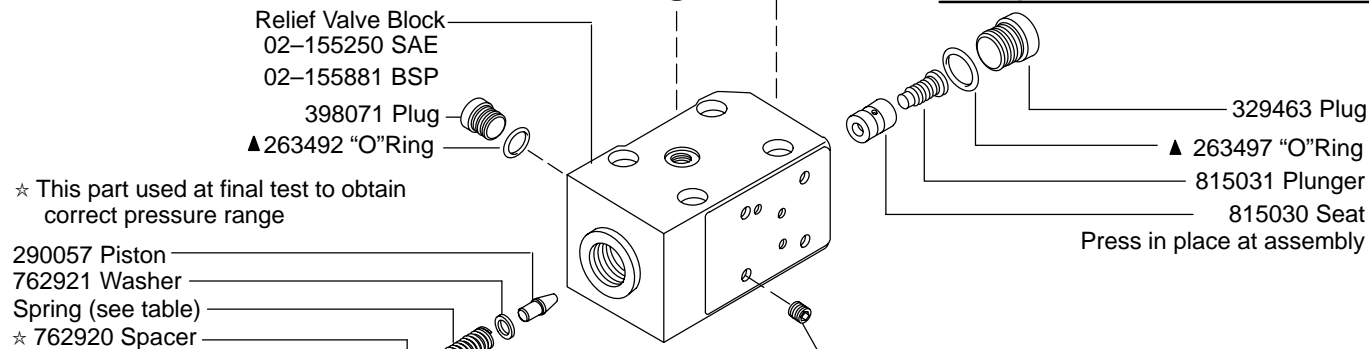
UPF1S-C-06/08/10/12-\*-\*-20 with Integral Check

# UPF1S-(C)-06/08

CODE	■ SPRING	MAX. PRESSURE bar (psi)
A	849639	70 (1000)
B	762928	125 (1800)
F	762929	207 (3000)
G	762930	275 (4000)

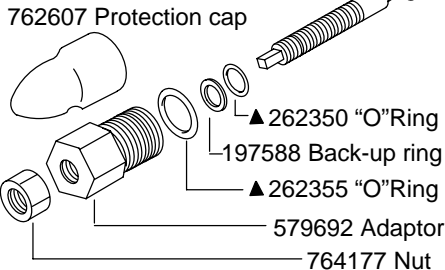
298137 Screw  
(4 Req'd)

Relief Valve Block Plug & "O"Ring (Internal Drain Only)		
	SAE	BSP
Plug	343740	473918
"O"Ring	▲ 263494	● 781938



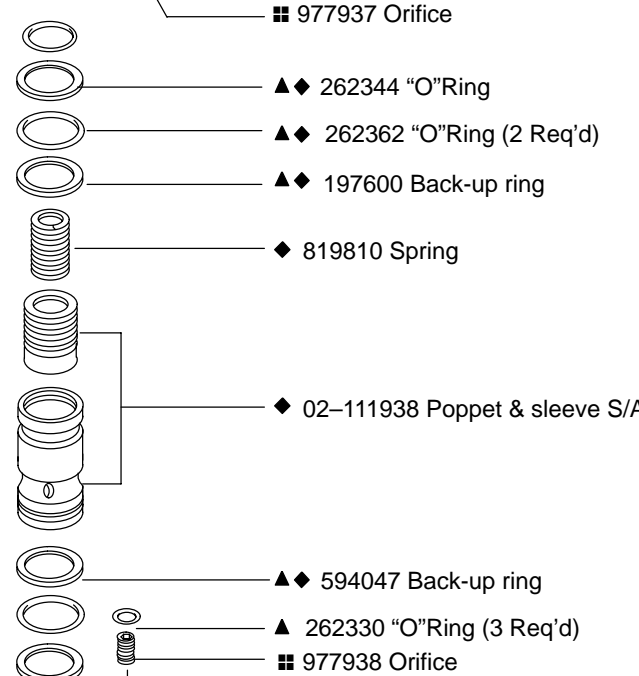
☆ This part used at final test to obtain correct pressure range

- 290057 Piston
- 762921 Washer
- Spring (see table)
- ☆ 762920 Spacer
- 764176 Adj. screw



**W** – Locknut (Shown)  
**M** – Micrometer Adj. Kit 637462  
**K** – Key lock w/micrometer kit 637463  
 (Torque S/A 65–75 N.m (48–55 lb.ft.))

TORQUES		
Part	N.m	lb.ft.
81976	97–104	71.5–76.7
298137	65–80	48.0–59.0
315932	29–32	21.3–23.6
329463	54–59	39.8–43.5
343740	15–16	11.0–11.8
398071	9.8–10.2	7.2–7.5
473918	15–16	11.0–11.8
473919	29–32	21.3–23.6
977935		
977937	2–4	1.5–3.0
977938		



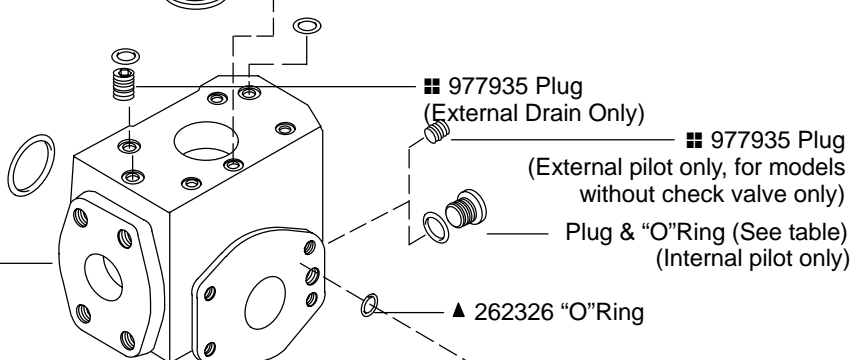
- ▲ 262393 "O"Ring (06)
- ▲ 262398 "O"Ring (08)

CARTRIDGE BLOCK		
SIZE	SAE	BSP
06	02-155246	02-155266
08	02-155248	02-155268

- ▲ Included In Seal Kit 02-301170 (SAE)
- Included In Seal Kit 02-301171 (BSP)
- ◆ Included In Cartridge S/A
- Included In Press. Adj. S/A
- Bond in place with Loctite 222 or equivalent

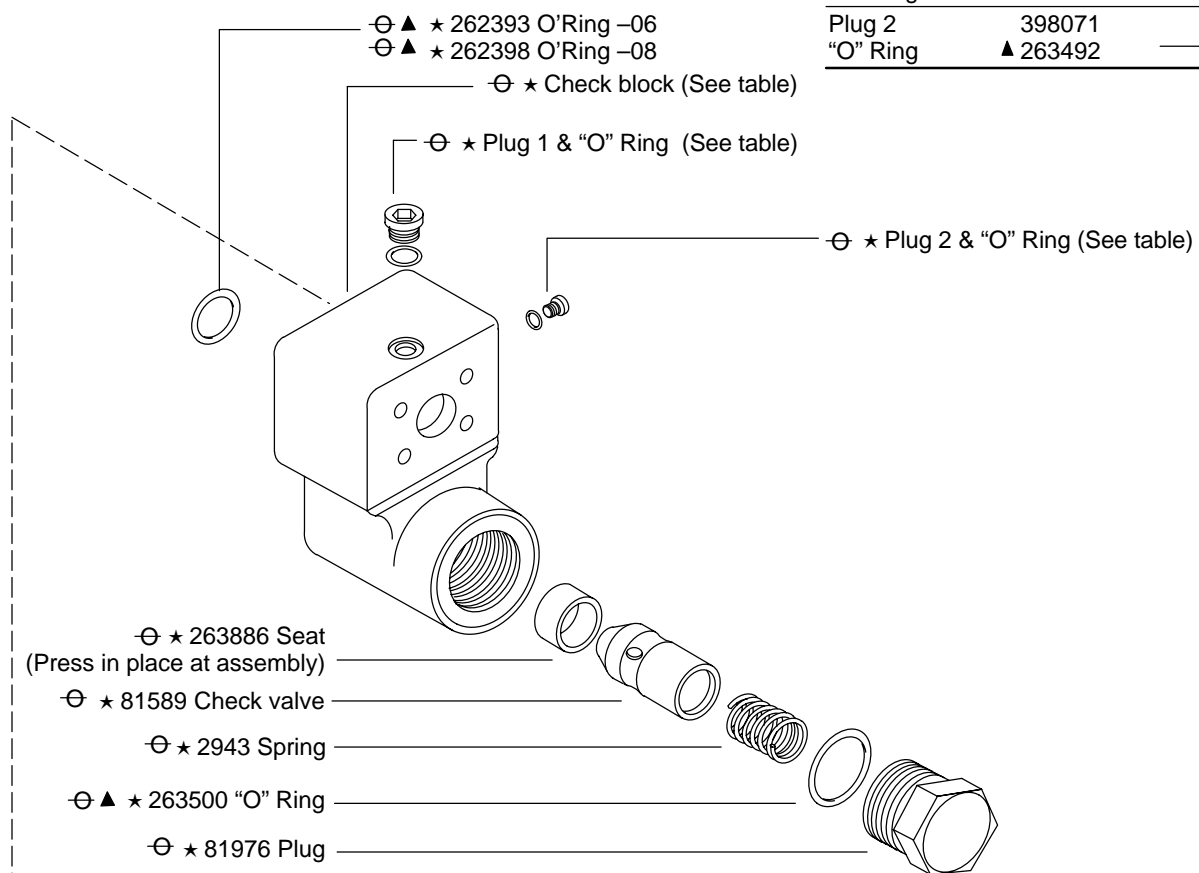
Parts prefixed with symbols available only in kits.

	SAE	BSP
PLUG	315932	473919
"O"RING	▲ 263496	● 704766



SIZE	CHECK BLOCK	
	SAE	BSP
06	02-155888	02-301071
08	02-155889	02-301072

	SAE	BSP
Plug 1	315932	473919
"O" Ring	▲ 263496	● 704766
Plug 2	398071	
"O" Ring	▲ 263492	



⊖ CHECK BLOCK S/A  
(Includes all parts shown  
plus shipping parts)

SIZE	SAE	BSP
06	02-304025	02-304026
08	02-304027	02-304028

★ These parts omitted for models without  
"C" check valves.

# UPF1S/V-(C)-10/12

CODE	SPRING	MAX. PRESSURE bar (psi)
A	849639	70 (1000)
B	762928	125 (1800)
F	762929	207 (3000)
G	762930	275 (4000)

10955 Screw  
(4 Req'd)

Relief Valve Block Plug & "O"Ring (Internal Drain Only)		
	SAE	BSP
PLUG	343740	473918
"O"RING	▲ 263494	781938

Relief Valve Block  
02-155257 SAE  
02-155883 BSP  
398071 Plug  
▲ 263492 "O"Ring

☆ This part used at final test to obtain correct pressure range

290057 Piston  
762921 Washer  
Spring (See table)  
☆ 762920 Spacer  
764176 Adj. screw

762607 Protection cap

▲ 262350 "O"Ring  
197588 Back-up ring  
▲ 262355 "O"Ring  
579692 Adaptor  
764177 Nut

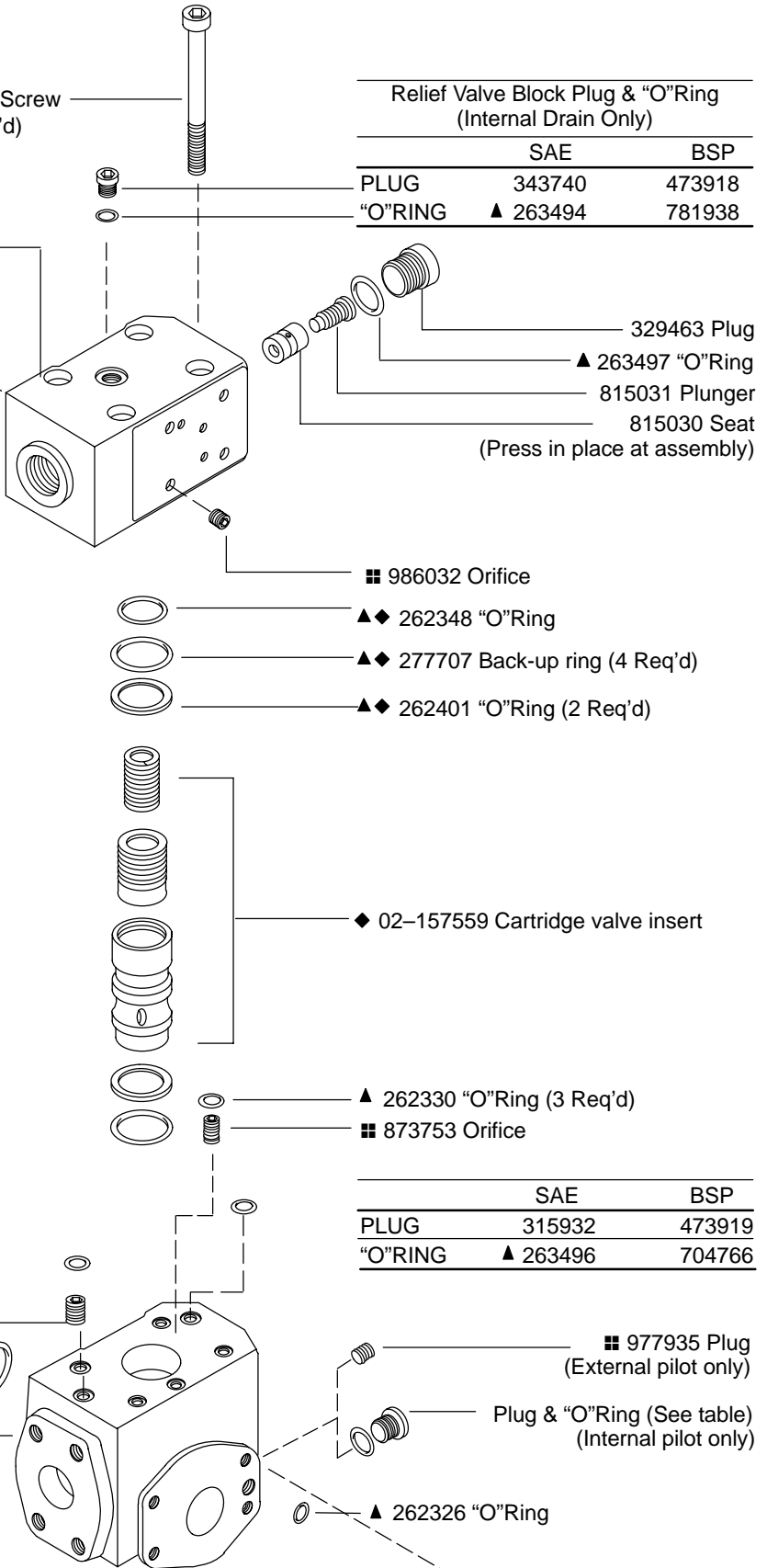
**W** – Locknut (Shown)  
**M** – Micrometer Adj. Kit 637462  
**K** – Key lock w/micrometer kit 637463  
(Torque S/A 65–75 N.m (48–55 lb.ft.))

Part	TORQUES	
	N.m	lb.ft.
10955	110–115	81.1–84.8
315932	29–32	21.3–23.6
329463	54–59	39.8–43.5
343740	15–16	11.0–11.8
347831	170–175	125–129
398071	9.8–10.2	7.2–7.5
473918	15–16	11.0–11.8
473919	29–32	21.3–23.6
873753		
977935	2–4	1.5–3.0
986032		

■ 977935 Plug  
(External Drain Only)  
▲ 262399 "O"Ring (10)  
▲ 262402 "O"Ring (12)

SIZE	CARTRIDGE BLOCK	
	SAE	BSP
10	02-155255	02-155270
12	02-155261	02-155851
12V	02-155264	02-155853

▲ Included In Seal Kit 02-301172 (SAE)  
● Included In Seal Kit 02-301173 (BSP)  
◆ Included In Cartridge S/A  
■ Included In Press. Adj. S/A  
■ Bond in place with Loctite 222 or equivalent  
Parts prefixed with symbols available only in kits.

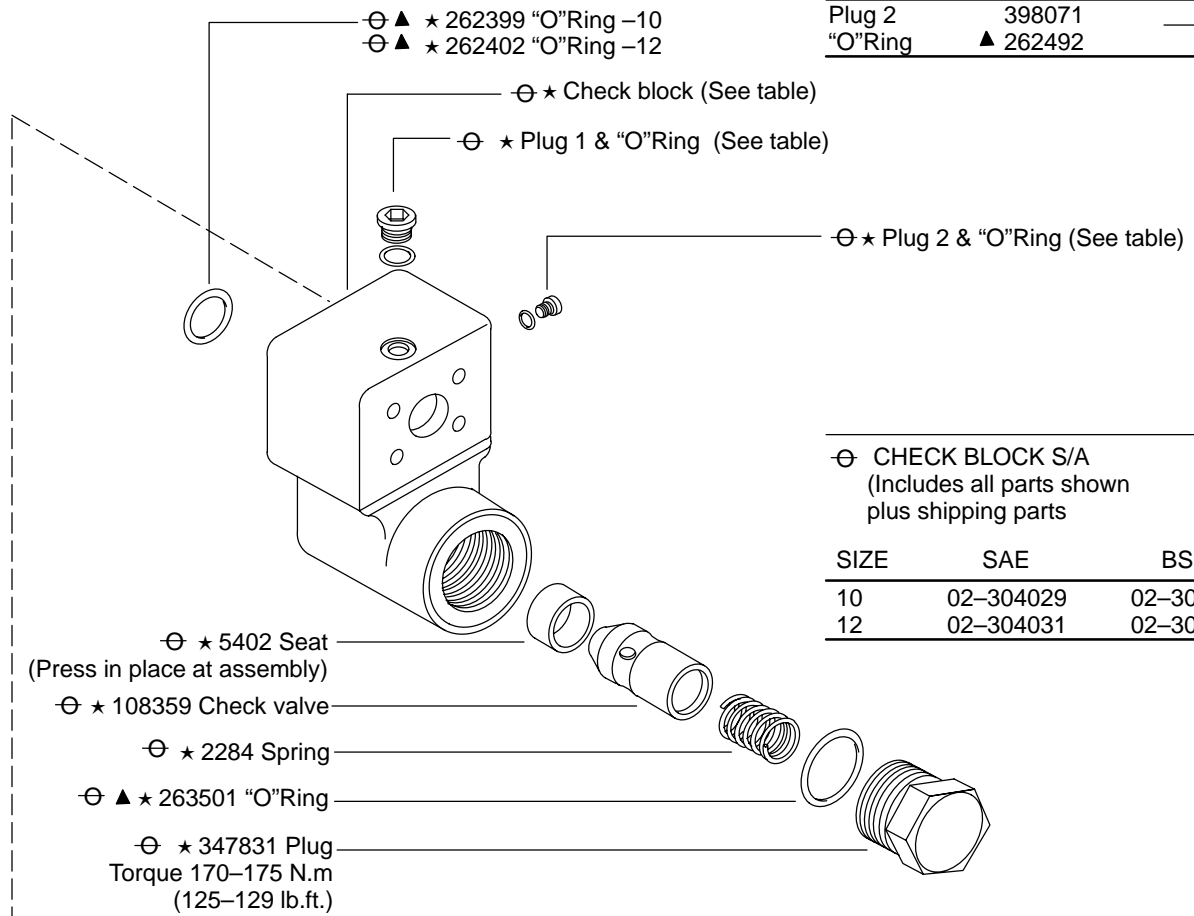


	SAE	BSP
PLUG	315932	473919
"O"RING	▲ 263496	704766

★ These parts omitted for models without  
“C” check valves.

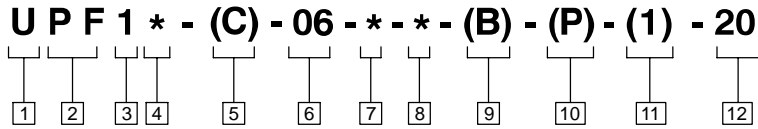
SIZE	CHECK BLOCK	
	SAE	BSP
10	02-155890	02-301073
12	02-155891	02-301074

	SAE	BSP
Plug 1	315932	473919
“O”Ring	▲ 263496	● 704766
Plug 2	398071	—
“O”Ring	▲ 262492	—



⊖ CHECK BLOCK S/A (Includes all parts shown plus shipping parts)		
SIZE	SAE	BSP
10	02-304029	02-304030
12	02-304031	02-304032

# MODEL CODE BREAKDOWN



**1 Valve Function**

U - Unloading valve

**2 Mounting Type**

PF - Pump flange mounting

**3 Unit type**

1 - Single pressure with vent

**4 Flange Type**

S - SAE J518C 4-bolt flange standard series code 61 (All sizes)  
 V - SAE J518C 4-bolt high pressure code 62 (12 size only)

**5 Integral Check Valve**

(5 psi cracking pressure only)

Blank - Without integral check  
 C - With integral check. Not available with UPF1V-12.

**6 Valve Size**

06 - 3/4 inch  
 08 - 1 inch  
 10 - 1 1/4 inch  
 12 - 1 1/2 inch

**7 Maximum Pressure Adjustment**

A - 69 bar (1000 psi)  
 B - 124 bar (1800 psi)  
 F - 245 bar (3550 psi)  
 G - 275 bar (4000 psi)  
 350 bar (5000 psi) - (UPF1V-12 models only)

**8 Control Type**

W - Screw adjust with locknut  
 K - Micrometer adjust with keylock  
 M - Micrometer adjust w/o keylock

**9 Thread Type**

**(remote control/vent connection)**

Blank - SAE-6 O-ring boss port (.5625-18 UNF-2B thd.)  
 B - BSP-G 1/4 (1/4" BSPF)

**10 Remote Pilot**

Blank - Internal pilot  
 P - External pilot (For models with check valve only)

**11 Remote Drain**

Blank - Internal drain  
 1 - External drain

**12 Design Number, 20 series**